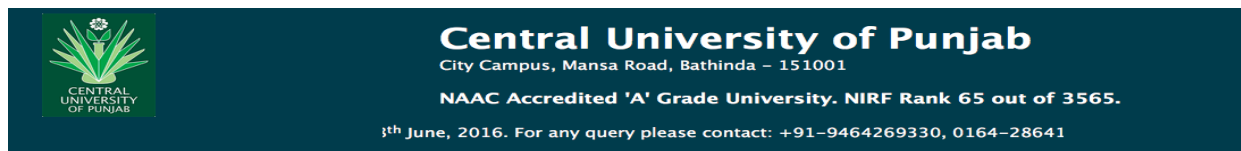


STEPS FOR ONLINE PAYMENT

For Securing the Seat in Course

1. Student need to login to their Web portal(http://www.cup.edu.in/admission_counseling/users/dashboard) with the Username and password they are registered with. If candidate forget the password, click on the forget password link.



Please enter your registered Email and Password

Email*

Please fill out this field.

Password*

If you do not have Login credentials, please register by clicking below link.

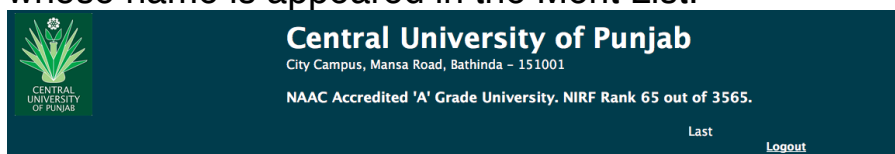
Login

How to Register & Fill the Counselling Form: [click here](#)

[Register!!](#)

[Forgot Password](#)

2. Go to the link of Seat Allocation. Link is active only for the students whose name is appeared in the Merit List.



Navigation
[General Information](#)
[Details](#)
[Upload Documents](#)
[Preview Documents](#)
[Select Preferences \(Options\)](#)
[Print Options](#)
[Seat Allocation](#)

General Information

Counselling Schedule: [click here](#)
Important Instructions: [click here](#)
How to Register & Fill the Counselling Form: [click here](#)
The fee structure of each Course : [click here](#)

Eligibility Criteria & Seat Distribution

Educational Qualifications for each Course: [click here](#)
Seat Distribution in each Course: [click here](#)

Important Dates

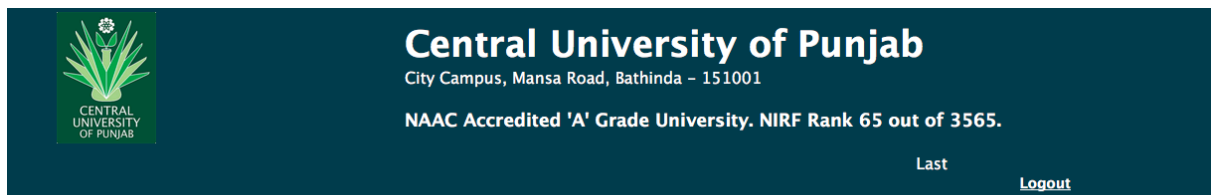
The registration of online counseling starts from 20th June, 2016 0900 hrs
The last date of online counseling form is 28th June, 2016 1700 hrs

I have read the Important Instructions and Eligibility Criteria: (Tick the box to continue) *

Continue to Application Form



3. If candidate name is appearing in more than one course he/she is required to select the one course for fees payment. Options will appear in the seat allocation page attached below.
4. Candidate is required to click on the submit button after selecting the seat.

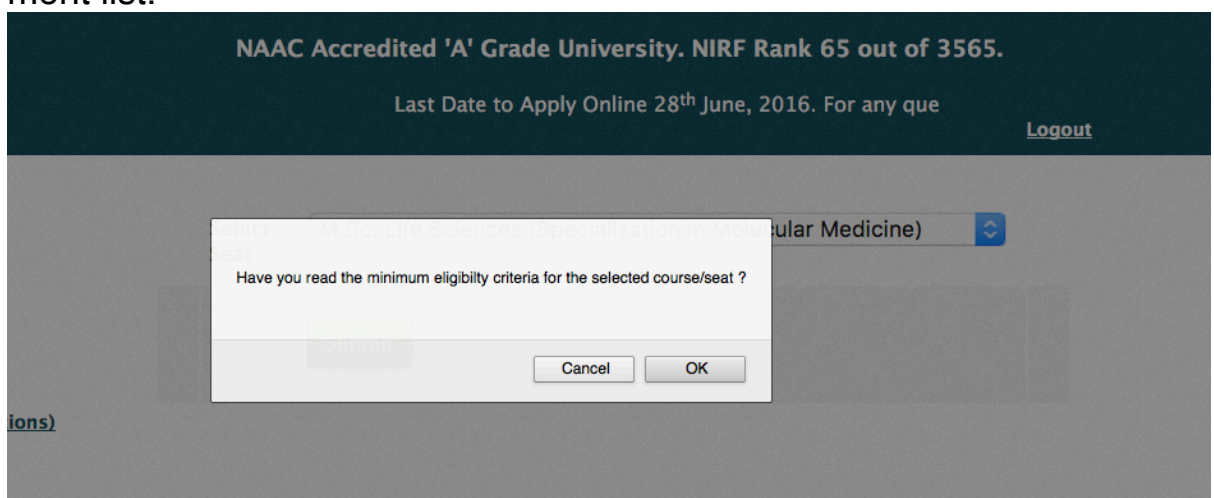


- Navigation
- [General Information](#)
- [Details](#)
- [Upload Documents](#)
- [Preview Documents](#)
- [Select Preferences \(Options\)](#)
- [Print Options](#)
- [Seat Allocation](#)

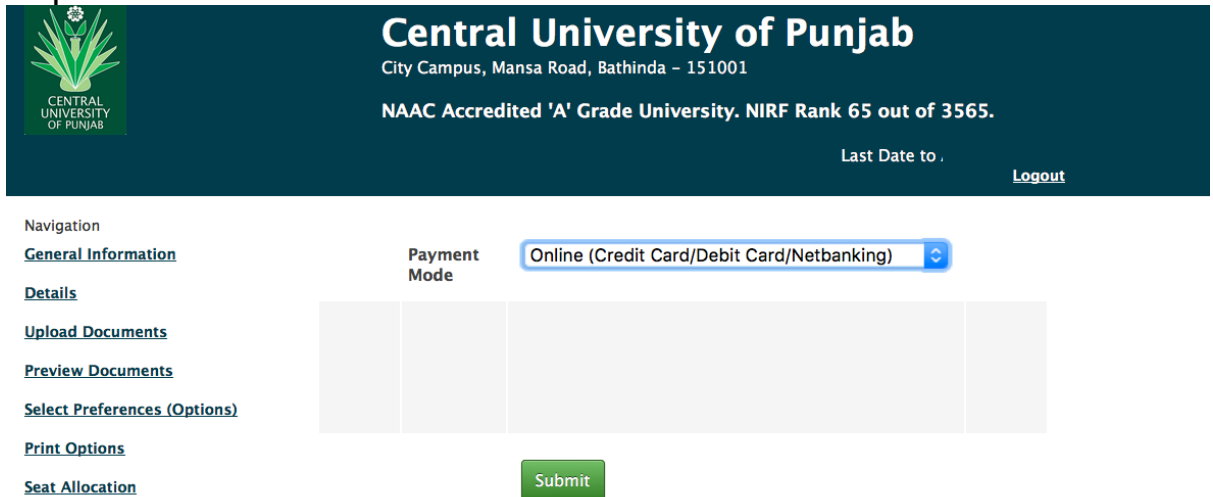
Select Seat

M.Sc. Life Sciences (Specialization in Molecular Medicine)
M.Sc. Life Sciences (Specialization in Molecular Medicine)
M.Sc. Life Sciences (Specialization in Microbial Sciences)
M.Sc. Life Sciences (Specialization in Animal Sciences)
M.Sc. Life Sciences (Specialization in Plant Sciences)

5. Pop up message will come as follow to confirm the reading of minimum eligibility by the candidate. Candidate is required to press the ok button to move further for payment or press cancel button to read the minimum eligibilities written on the respective subjects merit list.



6. Following payment options will appear for payment. Candidate is required to select the one.



Central University of Punjab
City Campus, Mansa Road, Bathinda - 151001
NAAC Accredited 'A' Grade University. NIRF Rank 65 out of 3565.

Last Date to . [Logout](#)

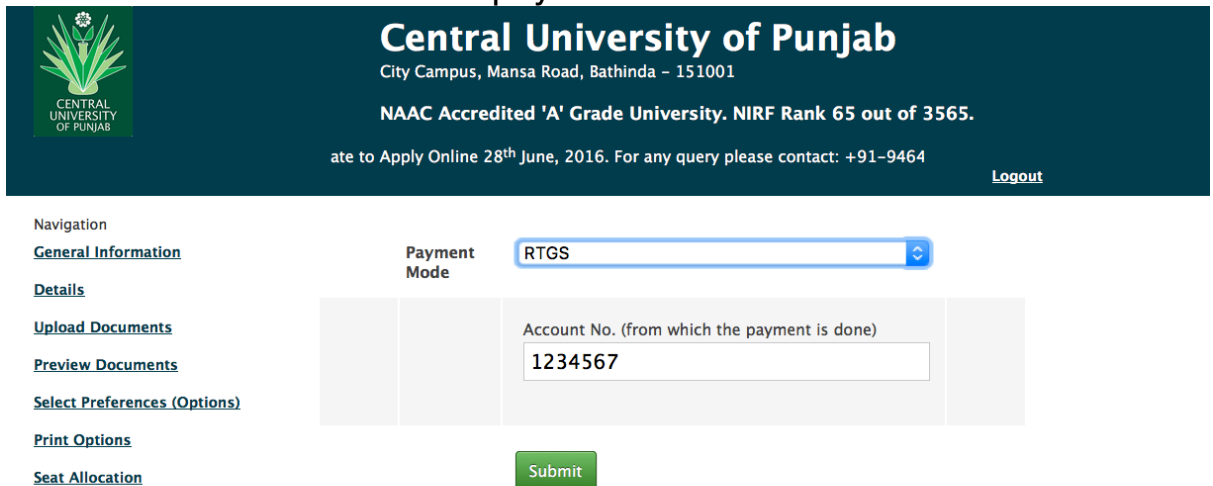
Navigation
[General Information](#)
[Details](#)
[Upload Documents](#)
[Preview Documents](#)
[Select Preferences \(Options\)](#)
[Print Options](#)
[Seat Allocation](#)

Payment Mode:

7. Candidate is required to pay the fees online via debit card /credit card / Netbanking and RTGS facility for securing the seat he is allotted with.

In case of RTGS following window will appear. In case of RTGS candidate is required to visit the bank branch for payment equal to the fees mentioned at http://www.cup.edu.in/admission_counseling/files/Fee%20Structure%202016.jpg .

Following window will appear, where candidate has to enter the account number from where he has paid the fees and press enter. Next, he need to upload the scan copy of receipt he received from the bank after the successful payment.



Central University of Punjab
City Campus, Mansa Road, Bathinda - 151001
NAAC Accredited 'A' Grade University. NIRF Rank 65 out of 3565.

ate to Apply Online 28th June, 2016. For any query please contact: +91-9464 [Logout](#)

Navigation
[General Information](#)
[Details](#)
[Upload Documents](#)
[Preview Documents](#)
[Select Preferences \(Options\)](#)
[Print Options](#)
[Seat Allocation](#)

Payment Mode:

Account No. (from which the payment is done)

In case of debit card /credit card / Netbanking. Following form will appear. Candidate fill his detail and submit it. This will take you to the bank payment portal after submitting the detail.

39
Logout

Please note down your Registration Id for future reference: 775

Transaction Details

Registration Id	775
Application Fee	9530
	INR v

Billing Address Billing Address is the address of Credit/Debit card holder.

Name	<input type="text"/>
Address	<input type="text"/>
City	<input type="text"/>
State/Province	<input type="text"/>
ZIP/Postal Code	<input type="text"/>
Country	<input type="text"/>

8. Following window will appear for the credit/debit card / netbanking payment.

Order No : 775
Total Amount : INR 9530

HDFC Bank Credit Card >

HDFC Bank Debit Card

Other Bank Credit Card

Other Bank Debit Card

Net Banking

Name On Card :

Card Number :

Card Expiry :

Card CVV :

[Make Payment >](#) **INR 9530**

more people around the world go with Visa.

VERIFIED by VISA **MasterCard. SecureCode.**

© 2016 HDFC Bank Ltd. All rights reserved..

powered by VeriSign

9. Candidate is not required to reach the university for fees payment.